



Illuminated Tactile Switches Series SPD



PAT. I 328824
PAT. ZL 2007 2 0141338.4

General Specifications

Circuit :SPST
 Current Rating :50mA @ 12VDC
 Contact Resistance :100mOhm Max. (initial)
 Insulation Resistance :100MOhm Min.
 Operating Force :220gf±50gf
 Total Travel :0.3mm±0.1mm
 Mechanical Life :1,000,000 cycles Min.
 Operating Temperature :-25 °C ~ +60 °C

Materials

Cover :Polycarbonate (PC)
 Reflector :Polyamide(PA)
 Base :LCP
 Action Dome :Stainless steel with silver plating
 Terminal :Phosphor bronze (PBS) with gold plating

Features

- Bright LEDs of Single, Dual or RGB colors available.
- Full face illumination.
- Small and short body for mounting in tight spaces.
- Snap-acting contact mechanism.
- Build your own legend.
- Long operating Life.

NEW RGB+IC Feature

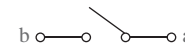
- Uses WS2812B 5V RGB led with programmable .
- RGB Led Can be connected in series to reduce wiring.

Contact configuration

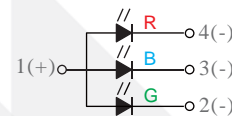
/ Single LED



/ Switch



/ RGB LED



/ RGB+IC LED

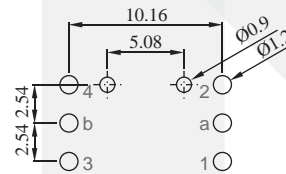


Pin	Function	Description
1	GND	GROUND
2	DIN	DATA IN
3	DOUT	DATA OUT
4	VDD	POWER VOLTAGE,5V

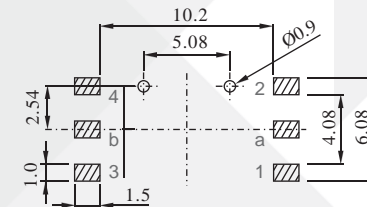
Note

- ⚠ Pin2,3 suggest avoiding high frequency signal to avoid interference.
- ⚠ Wrong polarity may cause damage to the function.

PCB. layout



Through hole Type



SMD Type



Illuminated Tactile Switches Series SPD

Dimension of SPD0

/ SPD0P

/ SPD0T

/ SPD0C

9 Smart cap
ex: YCA010T

Silicone cap
(SPD0C)

*Note: (SPD0C)
With silicone cap suit for pick and place machine.

*Note: (SPD0T, SPD0C)
Fit the Cover and Cap **AFTER** soldering process.

Dimension of SPDG

/ SPDGP

/ SPDGT

/ SPDGC

11.5 Smart cap
ex: YCS0054

Silicone cap
(SPDGC)

*Note: (SPD2C)
With silicone cap suit for pick and place machine.

*Note: (SPD2T, SPD2C)
Fit the Cover and Cap **AFTER** soldering process.

Dimension of SPD2

/ SPD2P

/ SPD2T

/ SPD2C

12 Smart cap
ex: YCV037T

Silicone cap
(SPD2C)

*Note: (SPD2C)
With silicone cap suit for pick and place machine.

*Note: (SPD2T, SPD2C)
Fit the Cover and Cap **AFTER** soldering process.

How to order

SPD

TYPE	Terminal TYPE	LED Colors	Cap Colors
0	P Through hole	0 Without LED	1 Red
2	T SMD	1 Red	2 Yellow
2	T Taping reel (350PCS/reel)	2 Super Yellow	3 Green
G	C SMD	3 Green	4 White
	C Silicone cap (350PCS/reel)	5 Pure Green	7 Blue
		4 White	
		7 Blue	
		9 RGB	
		V RGB+IC	

EXAMPLE:
SPD0P24YCA047T
From Page 39

※ Not to conform to SPD□C.
※ Not to conform to SPDG.
※ SPD0 with □9 Transparent Smart Cap, Standard option 4(White) only.

Page 31

Page 39
(For SPD0)

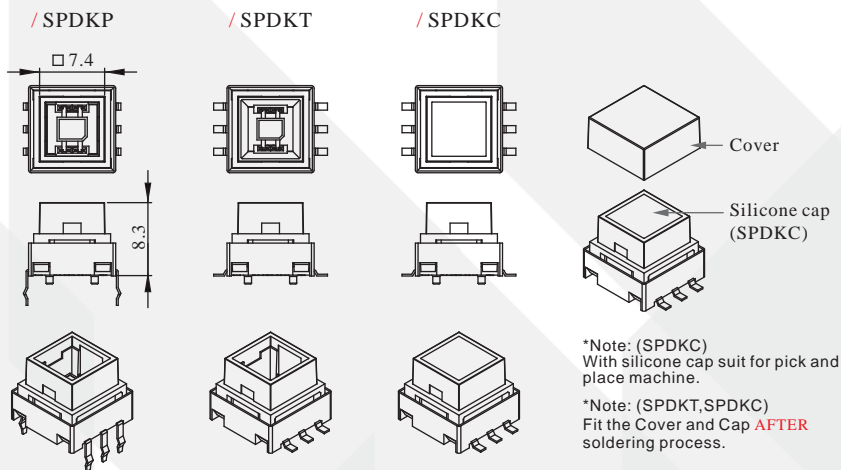
Page 46
(For SPD2)

Page 43
(For SPDG)



Illuminated Tactile Switches Series SPDK

Dimension of SPDK



How to Order

SPDK □ □ □ □ □

Terminal TYPE	LED Colors	Diffuser Colors	Cover Colors
P Through hole	0 Without LED	4 White	T Transparent
T SMD	1 Red	※ Not to conform to SPDKC.	
Taping reel (350PCS/reel)	2 Super Yellow		
	3 Green		
	5 Pure Green		
C SMD	4 White		
Silicone cap (350PCS/reel)	7 Blue		
	9 RGB		
	V RGB+IC		
		Cover Type	
		A Flat Clear	

EXAMPLE:
SPDKT94AT